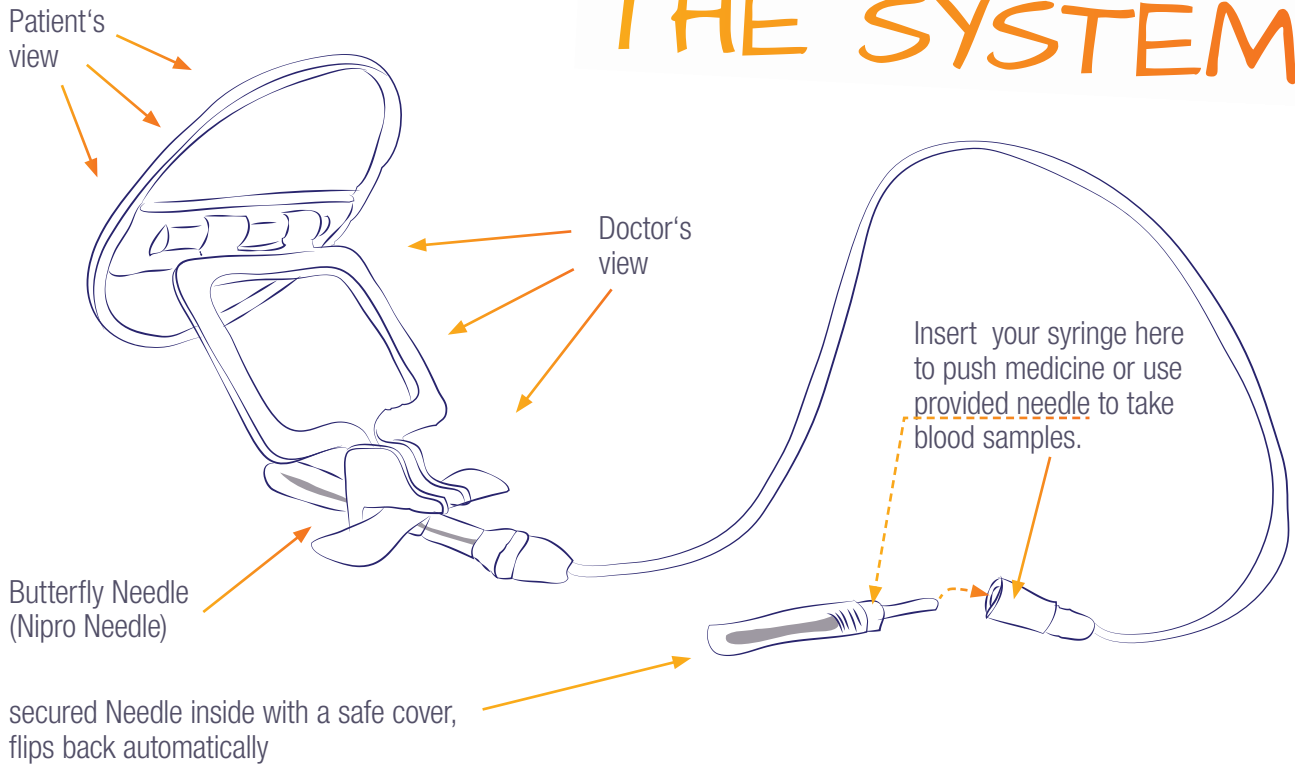


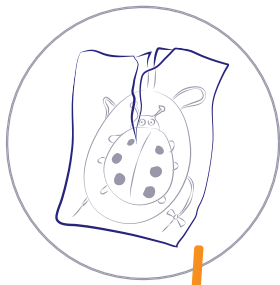
# INCHY PINCHY

Single use Butterfly Disguise

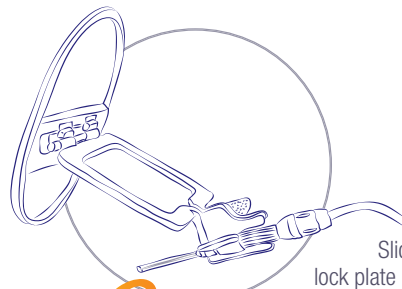
## THE SYSTEM



## EASY TO USE



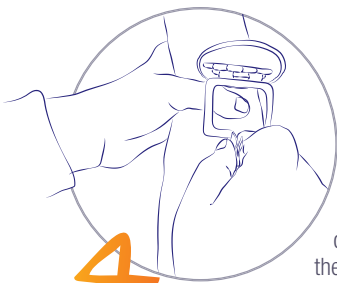
**1** Open device from packaging. It's sterile. Single use only.



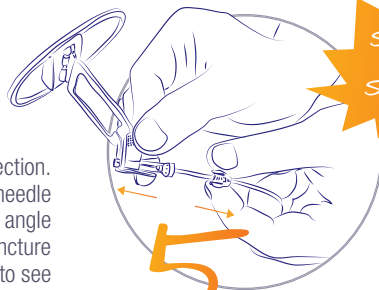
**2** Slide up and lock plate into place to achieve visual depiction of sticker. Once sticker plate is adjusted and secure, device is now ready for needle insertion/use.



**3** Grip and fix wings: Once sticker plate is adjusted and secure, device is now ready for needle insertion/use. The wings can then be pinched and hinged for desired angle.

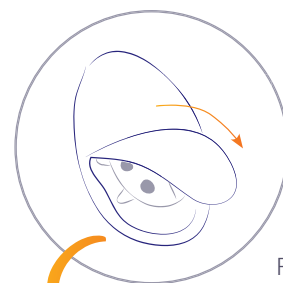


**4** Insert injection. By placing needle at 45-degree angle during venipuncture the patient fails to see the oncoming needle whilst the administrator has full field of view during the procedure.



**5** Finished? Press and pull for safety. Remove the face plate prior to discarding the „sheathed needle“ into sharps container.

Safety Lock System



**6** Well done! Remove PVC sticker from face plate. Place PVC animal sticker on patient for a „Job Well Done!“